

Dear Friends,
We have been testing our systems ahead of our first virtual Benefit and have come up with the following Pro-Tips to help ensure everyone has a great experience. We appreciate your willingness to join us for the most unusual Benefit in history. We are looking forward to bringing our community together to support Acadia and are thrilled you will be part of it!

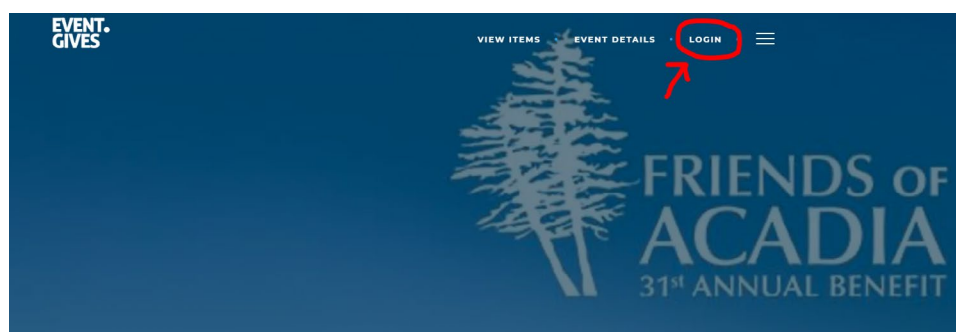
~ All of us at Friends of Acadia



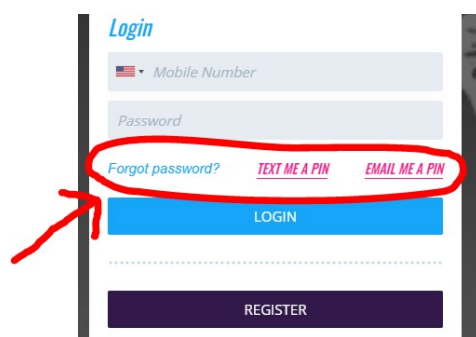
FRIENDS OF
ACADIA
31ST ANNUAL BENEFIT

Pro-Tips For Successful Bidding

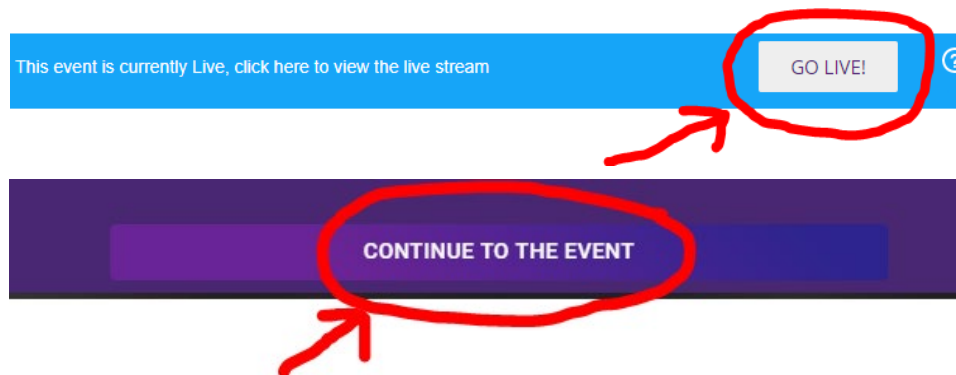
- 1. INTERNET CONNECTION**—make sure you have a reliable internet connection for your phone, tablet, or computer – any device will work but the better the connection, the better experience you will have!
- 2. LOGIN**—to bid on an auction item or make a paddle raise donation you must first be logged in. Visit www.event.gives/acadia ahead of the event to practice logging in. You can also show up early, login, and just leave the event open on your computer, phone, or tablet.



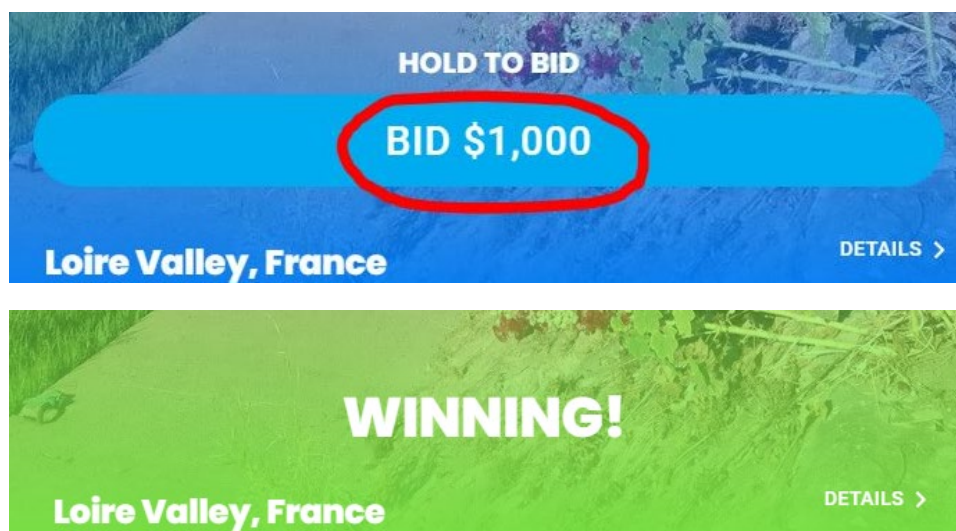
- 3. FORGOT PASSWORD?**—If you forgot the password you created when you originally registered you can request a pin code to be sent via text message or email. That pin code will enable you to log back in.



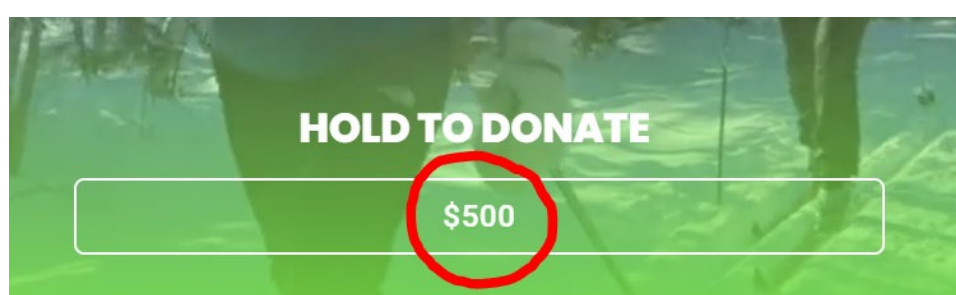
- 4. LIVE BROADCAST**—when the event goes live, the following blue banner will appear on your screen. Click “Go Live” followed by “Continue to Live Event”



- 5. PLACING A BID IN THE LIVE AUCTION** – press and hold the bid amount until you get the green “winning” screen.



- 6. MAKE A PADDLE RAISE DONATION** – press and hold the donation amount.



- 7. IF LIVE BROADCAST STALLS OR GETS INTERRUPTED** – Just refresh your browser and repeat step 4.

STILL HAVING PROBLEMS

call the FOA office at [207-288-3340](tel:207-288-3340) and someone will assist you.